

AniMark®



Version: Alpha 1.13 | May, 2020

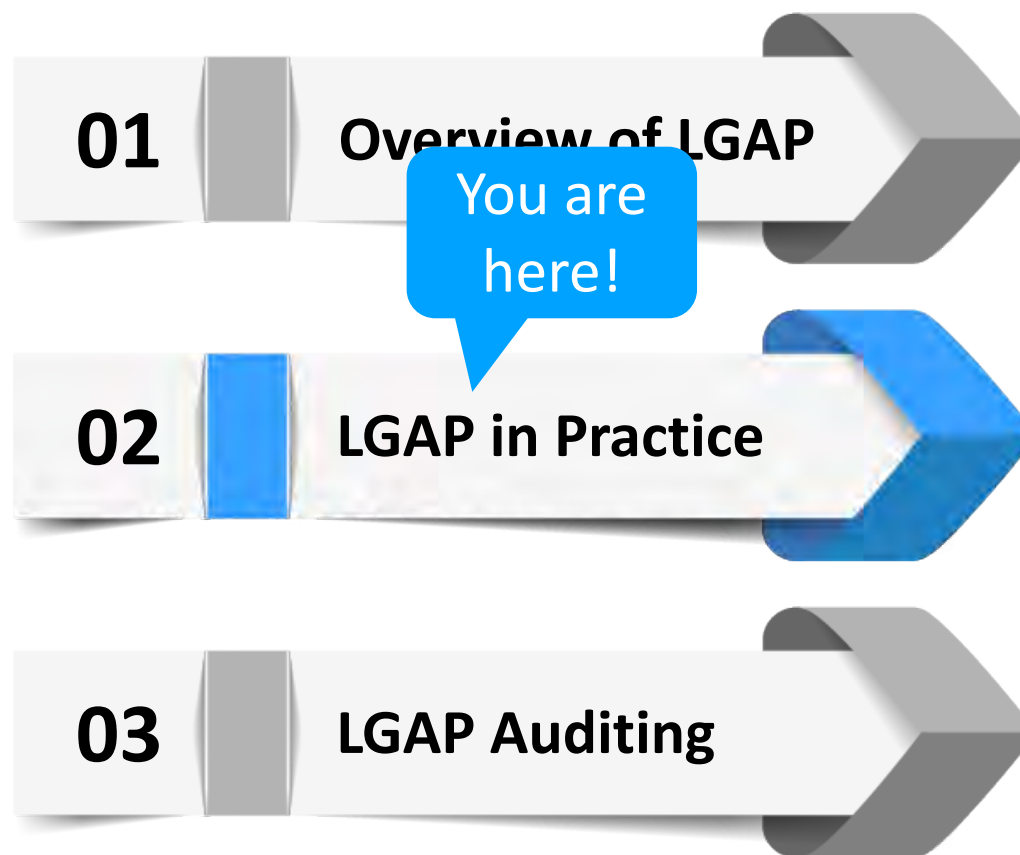
Session Two

LGAP in practice



TRAINING INTRODUCTION

Three sessions are available:



AniMark[®]



Section 1: Introduction

Our Agenda for Today



Section One: Introduction

A brief introduction to this session.



Section Two: Applicable Standards

Uncover the Standards and their requirements.



Section Three: Application

Discover the application and self-assessment process.



Section Four: Auditing & Certification

Walk through the external audit process and certification.



Section Five: Maintaining certification

An outline of how to manage ongoing conformance.



Session conclusion

A quick review of what we have covered.

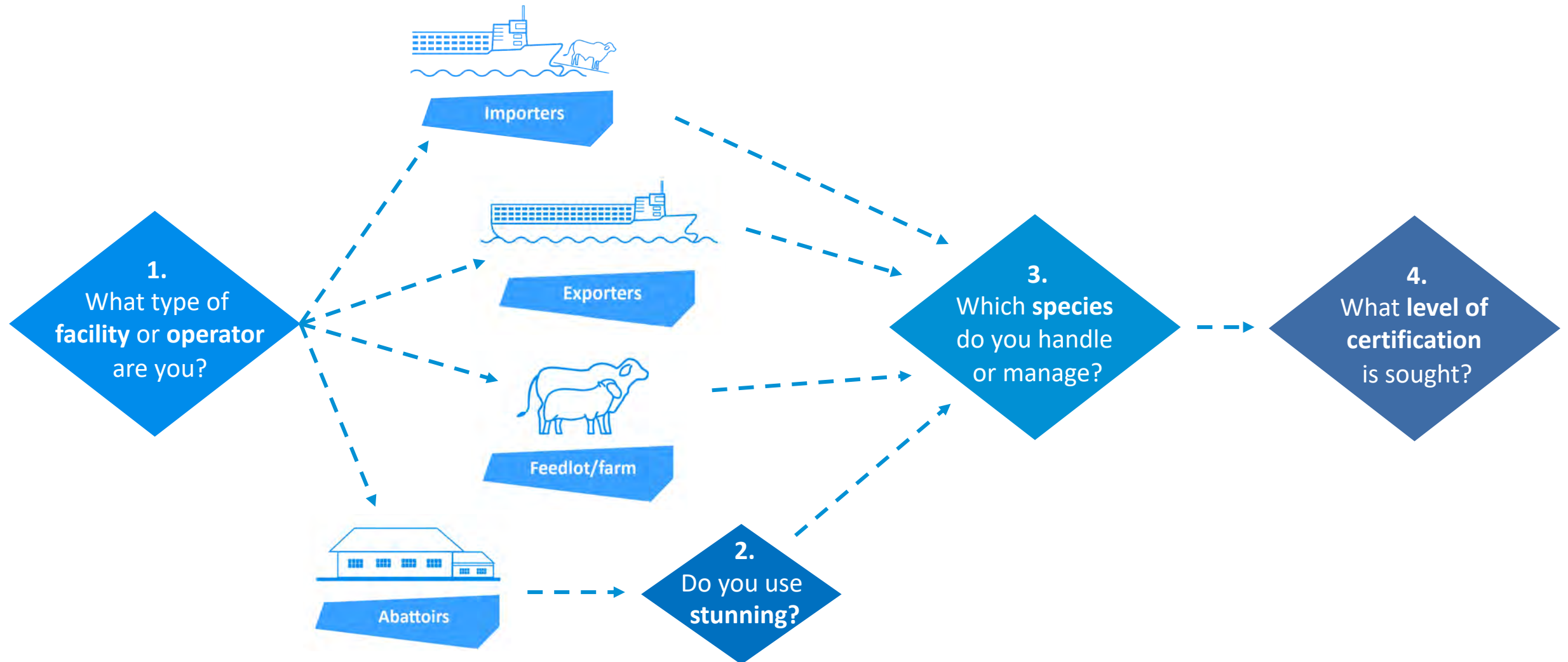
AniMark®

A photograph of a flock of sheep in a field, partially obscured by a large blue diagonal graphic on the left side of the slide. The sheep are brown and woolly, standing on a dirt path or field. In the background, there are green trees and a clear sky.

Section 2: Applicable Standards



STANDARDS AND REQUIREMENTS: WHICH APPLY?





STANDARDS AND REQUIREMENTS: LGAP STANDARDS

LGAP 1000

Fundamentals
and vocabulary

LGAP 1002

Management system of
Operators and Facilities



LGAP 1001

Requirements for animal
welfare and management

LGAP 1003

Requirements for
Operator chain of custody



WORKED EXAMPLE: INTRODUCTION

Introducing the worked example

Let's get started...



Participant Workbook:
turn to page 8.





ACTIVITY 1: WORKED EXAMPLE: LGAP STANDARDS

Introducing the LGAP Standards

Let's get started...



Participant Workbook:
turn to page 9.



AniMark[®]



Section 3: Application





APPLICATION

- Apply directly via the AniMark website.
- The Application requires the Operator or Facility to complete a self-assessment.





ACTIVITY 2: WORKED EXAMPLE: SELF-ASSESSMENT

Introducing the self-assessment

Let's get started...



Participant Workbook:
turn to page 13.



AniMark[®]

The background of the slide is a photograph of several cows in a dry, grassy field during sunset. The sky is a warm orange-yellow, and the ground is covered in dry, golden-brown grass. A large blue diagonal shape covers the left side of the image, containing the AniMark logo.

Section 4: Auditing & Certification

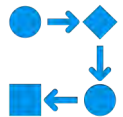


INTERNAL AUDIT



Frequency

The **frequency** of internal auditing (based on the risk rating).



Methods used

The **methods used** during the internal audit to assess conformity with the LGAP Certification Requirements.



Responsibilities



Who is responsible for conducting the internal audit and ensuring any corrective action is undertaken within the timeframes required.

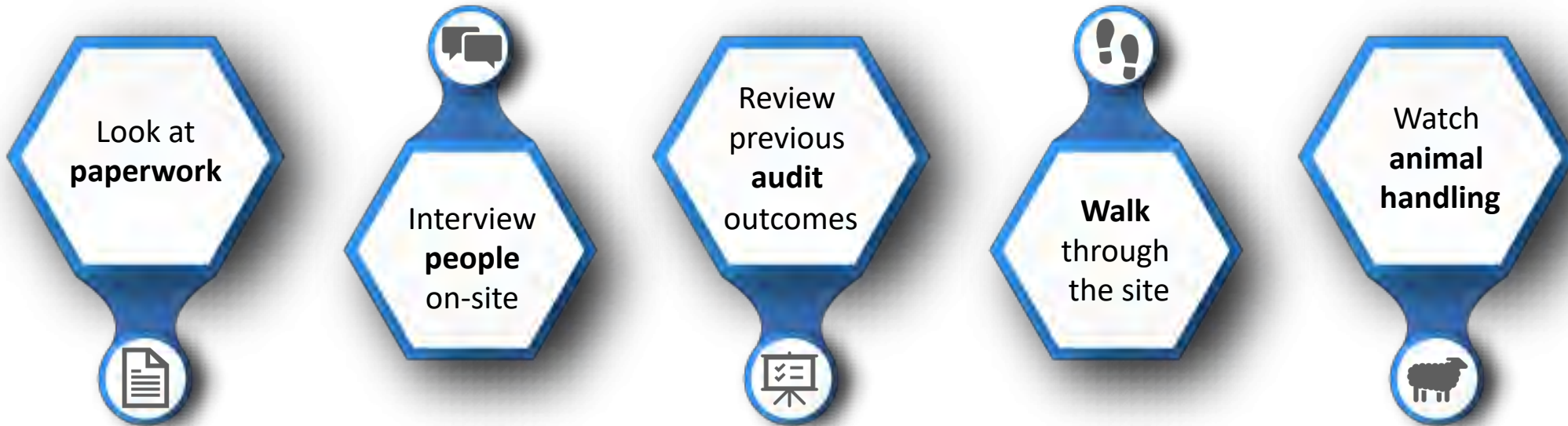
Reporting



How the results of the internal audit **will be reported** within the Operator and Facility.



INTERNAL AUDIT: DETAILS REQUIRED





INTERNAL AUDIT: SKILLS & KNOWLEDGE

When nominating an internal auditor, there are certain knowledge and skills they must possess.





ACTIVITY 3: WORKED EXAMPLE: INTERNAL AUDIT

Introducing internal audits

Let's get started...



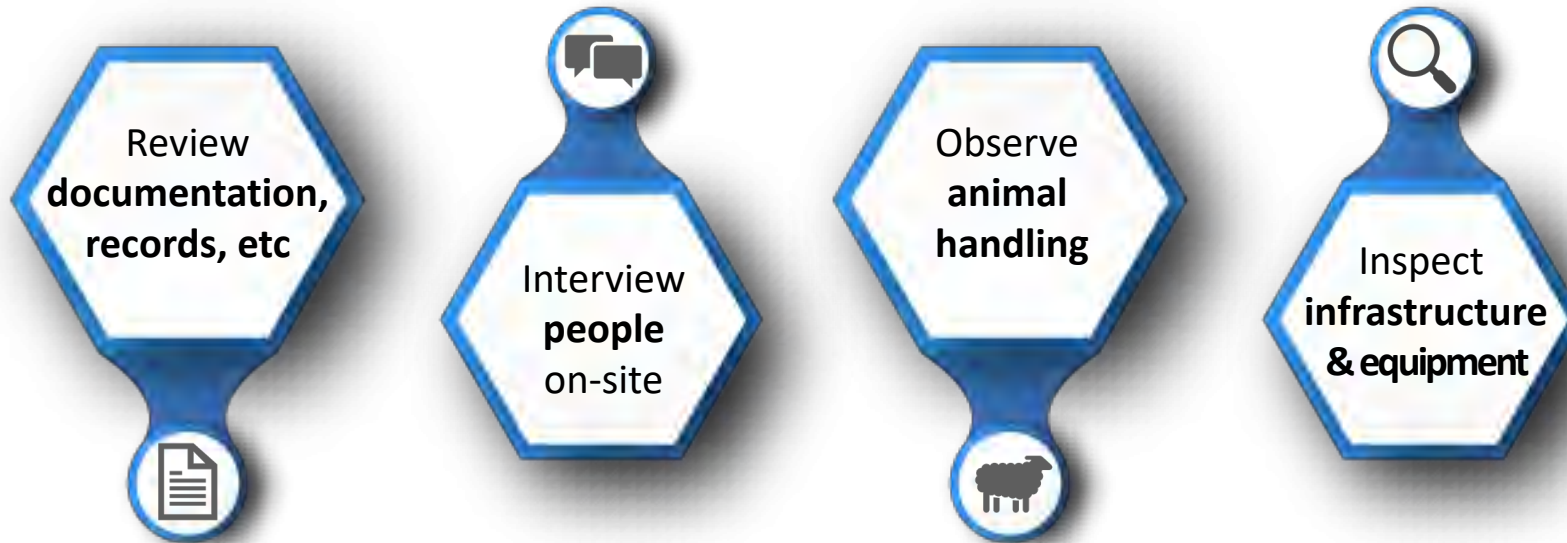
Participant Workbook:
turn to page 17.





EXTERNAL AUDIT: THE PROCESS

Approved Auditors (AA) undertake the following tasks:





EXTERNAL AUDIT: RISK ASSESSMENT

	Low risk	Medium risk	High risk
Internal audit	4 Monthly	3 Monthly	Monthly
External audit	Annual	6 Monthly	3 Monthly



NONCONFORMITY MANAGEMENT

Minor nonconformity

30 Days

Major nonconformity

7 Days

Critical nonconformity

3 Days



NONCONFORMITY MANAGEMENT: REQUIRED ACTIONS



ACTIVITY 4: WORKED EXAMPLE: NONCONFORMITY MANAGEMENT



Introducing nonconformity management

Let's get started...



Participant Workbook:
turn to page 25.



CERTIFICATION DECISION

The Certification Decision is undertaken by an impartial person within the Approved Certification Body (ACB).



Impartial person
within ACB



Based on
audit outcomes



Recorded in
evaluation report



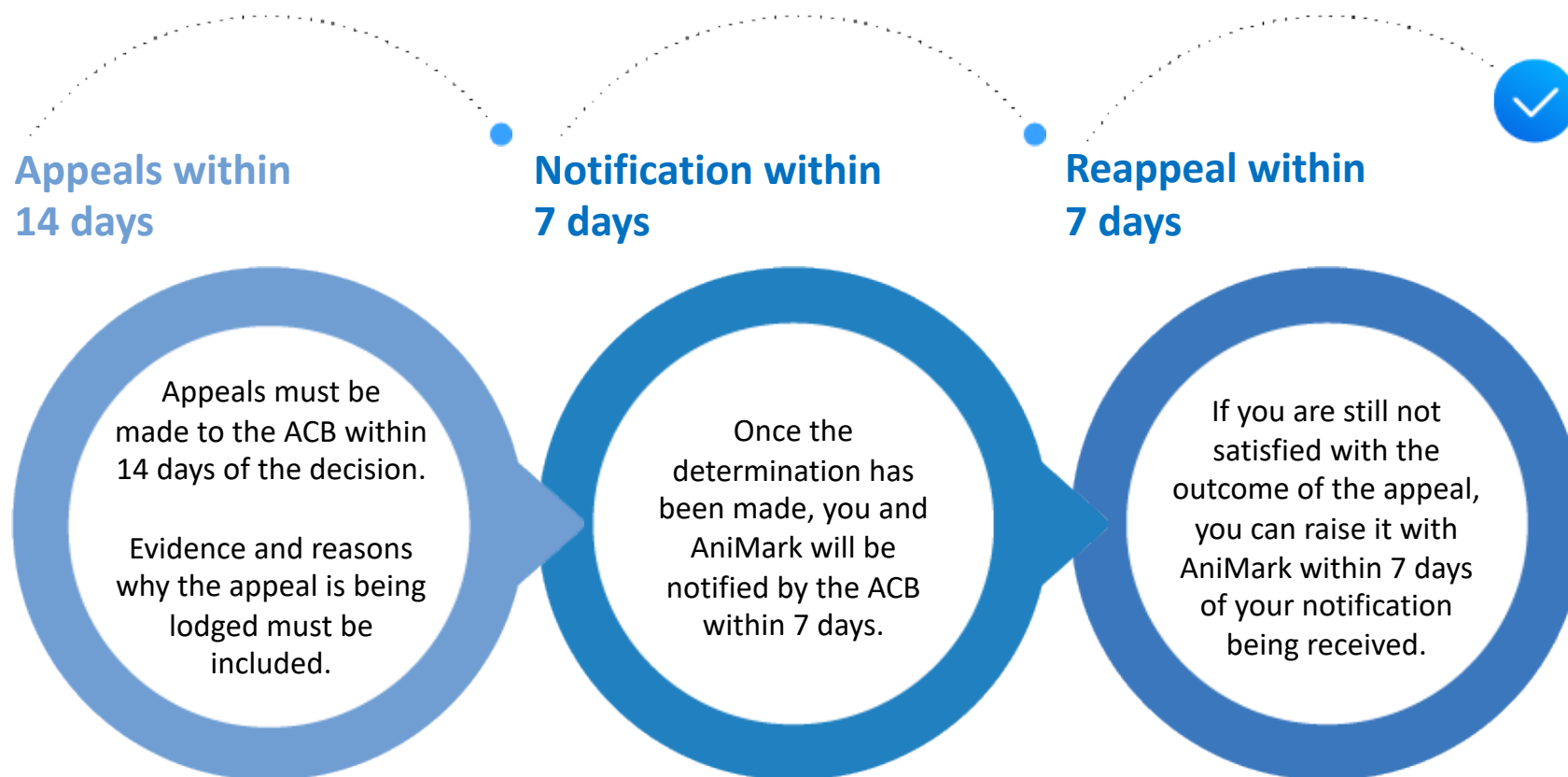
ACB notifies
decision via
AniMark CS



Certification
certificate
granted



APPEALS



AniMark®

A photograph of a flock of sheep in a field, partially obscured by a large blue diagonal graphic on the left side of the slide. The sheep are brown and woolly, standing on a dirt path or field. In the background, there are green trees and a clear sky.

Section 5: Maintaining certification



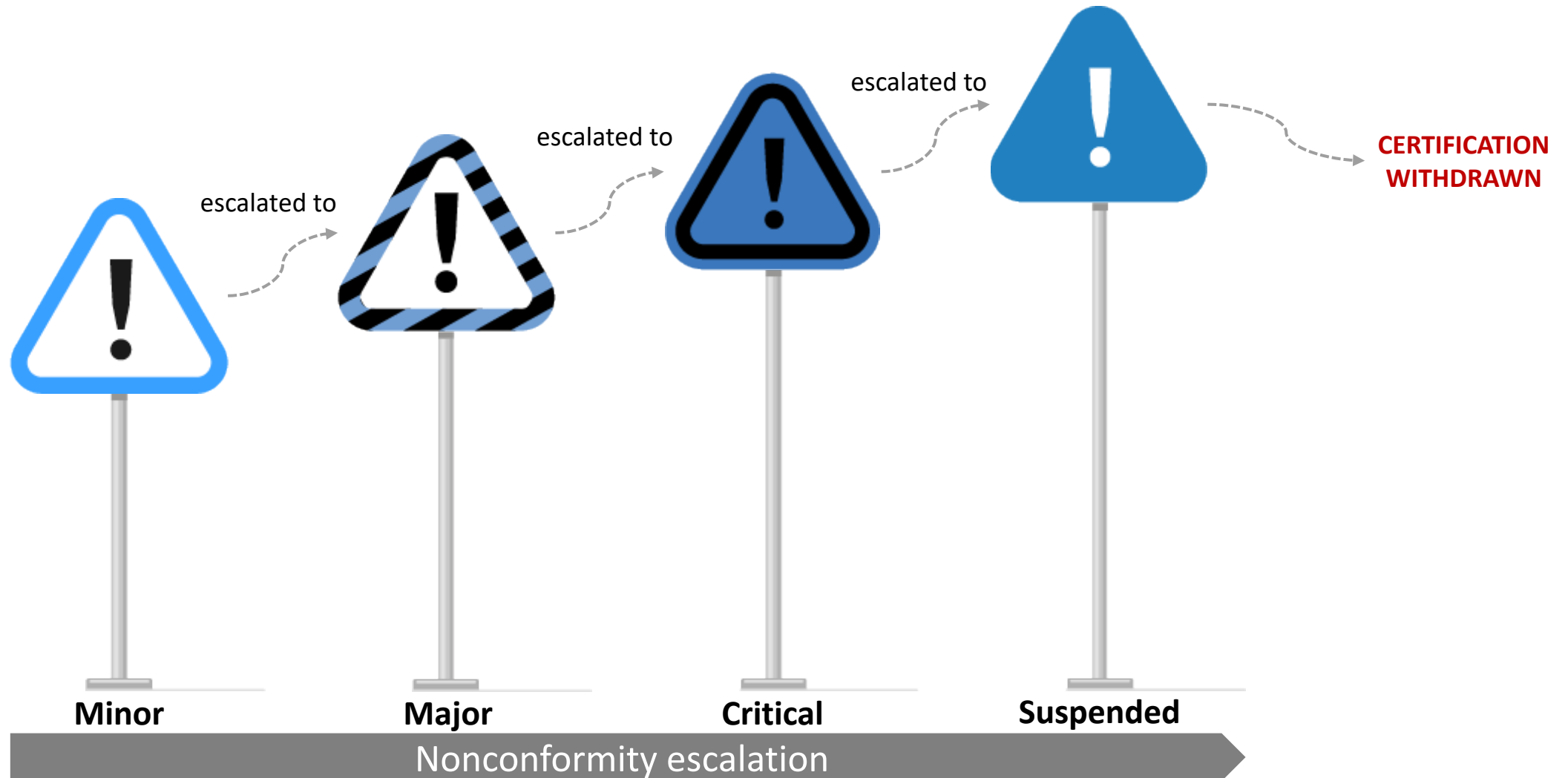
ONGOING CONFORMANCE

Auditing doesn't finish with the application process. Rather, **ongoing audits** assist you to **maintain certification** through **ongoing conformance**.





ONGOING CONFORMANCE: NONCONFORMITY ESCALATION





ONGOING CONFORMANCE: NONCONFORMITY MANAGEMENT

Minor nonconformity	<div><div></div></div> 30 Days	
Major nonconformity	<div><div></div><div></div></div> 7 Days	
Critical nonconformity	<div><div></div><div></div></div> 3 Days	
Certification suspended	<div></div> 30 Days	



ACTIVITY 5: WORKED EXAMPLE: ONGOING CONFORMANCE

Introducing ongoing conformance

Let's get started...



Participant Workbook:
turn to page 29.





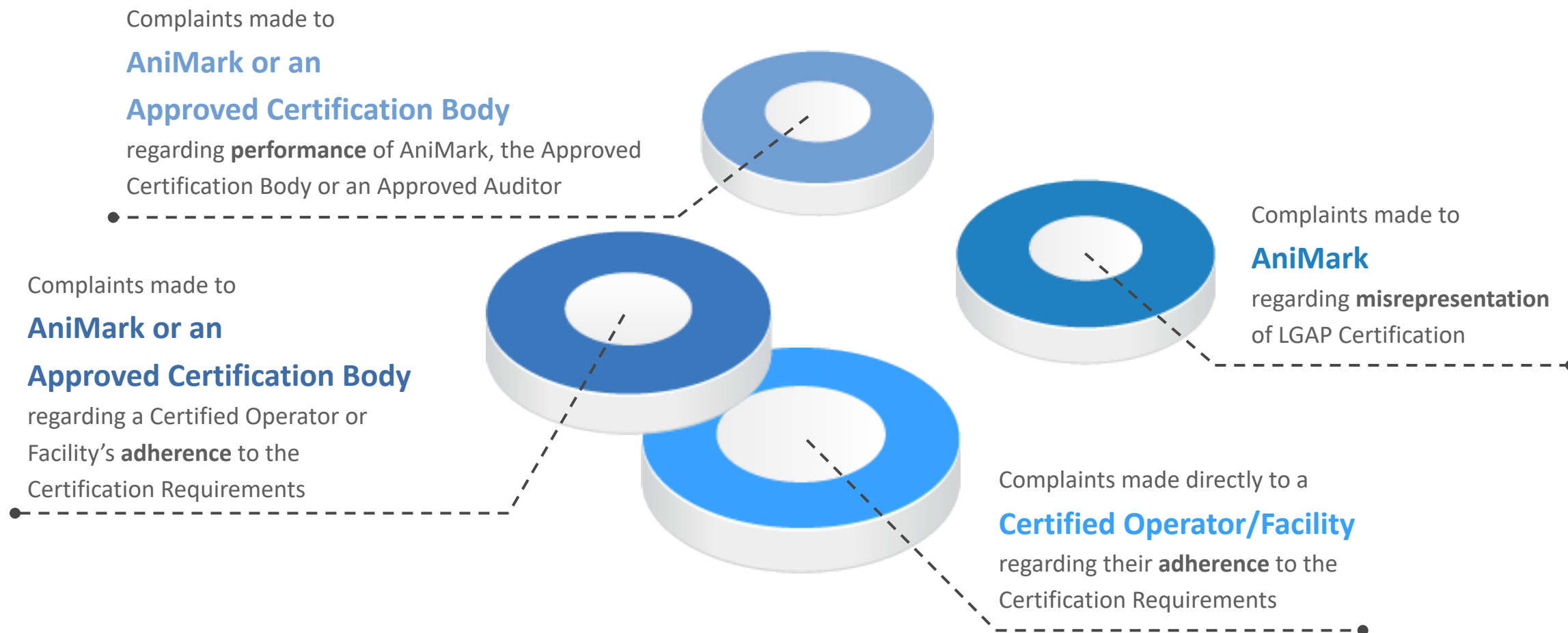
COMPLAINTS PROCESS: WHAT IS A COMPLAINT?

The international community has certain expectations about how animals should be treated.





COMPLAINTS PROCESS: TYPES OF COMPLAINTS





INDEPENDENCE | INTEGRITY | TRANSPARENCY

PO Box 1359
Milton Qld 4064

Ph. +61 (7) 2101 3640
www.animark.com.au

AniMark Ltd
ABN. 28 627 096 691